



# Inflation Expectations Survey

## Survey Period



November 2024

## Way of collection



Questionnaire

## Response rate



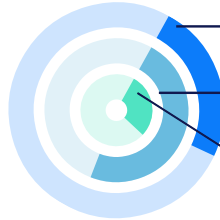
84%

## Sample



50 Stakeholders

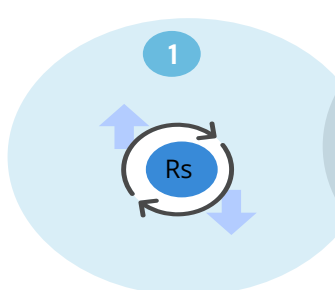
Headline inflation for the month of October 2024 was 3.7 per cent. Do you perceive this rate to be.....?



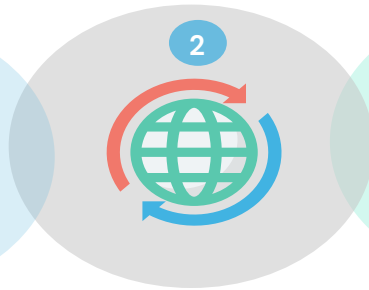
- 1 23.8% of respondents considered this rate to be high
- 2 47.6 % of respondents considered this rate to be appropriate
- 3 28.6 % of respondents considered this rate to be low

## Which of the following factors account for the current inflation pattern?

(Ranking in order of importance starting with 1 for most important)



Change in rupee exchange rate



External factors

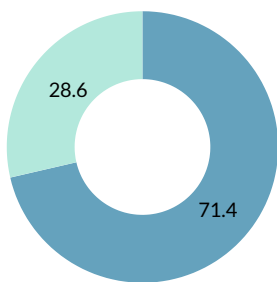


Wage Policy

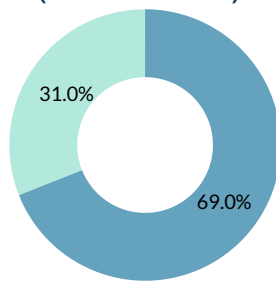
## Expectation of headline inflation

(% of respondents)

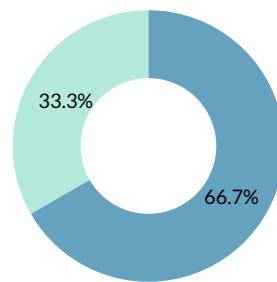
### June 2025



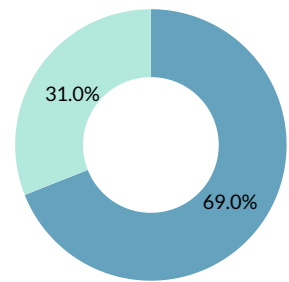
### A year ahead (October 2025)



### December 2025



### 5-year ahead



4% and below

Above 4%

## Inflation Expectations (Mean)

### June 2025



4.0%

### A year ahead (October 2025)



4.0%

### December 2025



4.0%

### 5-year ahead



3.8%